

THE CRYSTAL MAZE

INTRODUCTION

This game is played in teams of approximately 4 players.

There are 4 zones, and you will have 30 minutes in each zone, which will be structured in the same way in each zone.

- 5 MINUTES - the Leader will introduce the zone and explain the activities. You will then plan how you will tackle the zone to maximise your score, bearing in mind that there are other teams, and there is to be no fighting.
- 20 MINUTES - you will carry out the activities, some of which you can do more than once
- 5 MINUTES - you will reflect on how you did and to score your performance
 - Did the plan work?
 - Did you successfully?
 - Did you work well as a team?

The theme of the game is the promise, but there is one zone which will challenge you and your promise a little more, although many of the activities do link to the Promise. The scoring is self assessment and you are required to be true to yourselves, and award yourselves the crystals you deserve.

PURPLE

ZONE PROMISE

**THE TRUST
TRAIL**



Equipment

Eye covers or blindfold, various items of small furniture

Instructions

1. Lay out a 'course' which involve obstacles to be negotiated
2. One team member puts on the blindfold
3. The other team member describes how they must walk through the course to avoid hitting an obstacle

Scoring

One crystal for each time a team of 2 completes the course (maximum 5)

BELIEFS QUIZ

values
and
beliefs

Equipment

Each player will need a sheet
Pens

Instructions

1. Each player takes a quiz sheet and marks the answer that applies to them.
2. Honesty is essential
3. There is no 'don't know' – it must be yes, no or not prepared to say

Scoring

You may have 5 crystals BUT for each question answered 'not prepared to say' you must give up 1 crystal. You must also give up 1 crystal for each team member who did not take the quiz.

ROADSIGN QUIZ



Equipment

Pens, paper and pictures of road signs

Instructions

1. You need to draw each of the following common UK road signs
 - No U turns
 - Overhead cable warning
 - Mini round-a-bout
 - National speed limit
 - Slippery road
 - No cycling
2. Turn the answers over to see if you are right

Scoring

Maximum is 5 crystals. Deduct 1 for each wrong answer. Colours and shapes MUST be correct

COLOURS OF THE LAW



Equipment

Wool in 7 colours
Scissors
Envelop
Copy of the Guide law

Instructions

1. Cut a piece of wool of each colour and place in the envelop (1 envelop per group).
2. Agree which colour represents which law and why
3. Share your solution with the Leader

Scoring

You will be awarded 1 crystal for completing the task and up to 4 for thoughtful solutions.

YELLOW ZONE CREATIVITY

Promise Boomerang



Equipment

Pen, card. Templates. scissors

Instructions

1. Draw around the template on the card and cut it out
2. Write the words on to your boomerang
3. Read the sheet, then try throwing it

Scoring

1 crystal for making and 2 extra crystals if you can throw it and catch it when it returns. You can make 2 per team.

Promise Model



Equipment

A set of 'junk' for each group
Scissors
Sticky tape

Instructions

Make something that represents the promise to you out of the materials supplied.

Scoring

1 crystal for a completed model. 2 extra if you can explain how it represents the promise. One model per team.

Promise Board Game



Equipment

Newspapers and sticky tape


Instructions

1. Each person, on a sheet of A4 paper (scrap) write 6 ways they might keep the Promise or Laws, and 4 where they don't.
Examples : Tidied their room - didn't do their homework.
2. It will be a Giant Board Game so write the 'bonus' or 'forfeit' for landing on it on the back, and what the bonus or forfeit will be.
3. Lay it out and play it with one group member as the 'counter'

Scoring

1 crystal for making the board game and 1 extra crystal for each team member who completes the game.

Rainbows to the Senior Section



Equipment

Pens
Paper

Instructions

List all the things that a girl can take with her from Rainbows through to the Senior Section, e.g. a Promise

Scoring

1 crystal for every 5 things, up to a max. of 3 crystals

GREEN

ZONE PHYSICAL / DEXTERITY

**Department
Challenge**



Equipment

One book per team - all to be the same

Instructions

Each player takes it in turn to walk the length of the room and back with the book on her head. No hands can be used to hold it in place. If it slips off, the player must return to the start

Scoring

1 crystal per walk up and back to a maximum of 5

Balloon Challenge



Equipment

Balloons - 1 per player plus a few spares

Instructions

This activity is played in groups of 3 players from the team. The group of 3 form a line, linking arms, with a balloon between each person and her neighbour, held between the hips. The players must be close enough to hold the balloons in place.

The aim of the challenge is to get to the other end of the room without the balloons touching the floor. No hands are allowed.

When one group has completed, another 3 form a group and play.

Scoring

1 crystal per completed run to a maximum of 5

Tin Pan Alley



Equipment

Empty plastic cups
3 foam balls
Table to play on

Instructions

Set up the cups on the table in a tower - 4 at the bottom, then three, then two and one on top. Decide where the throwing spot will be. Each player is given three foam balls to clear the table. If they fail, it is reset for the next player

Scoring

1 Crystal per complete clearance to a maximum of 5

Recycling



Equipment

Cards with pictures of recyclable items on
Labelled paper carrier bags
(You could use real items and boxes)

Instructions

The bags are lined up on a table or the floor, the cards are a distance away.
Players need to sort all the cards into the correct bags one at a time, then empty the bags and shuffle the cards for the next player

Scoring

1 crystal for each complete sorting to a maximum of 5

BLUE ZONE LOGIC

TANGRAM



Equipment

Each team will need a set of tangram pieces

Image of the candle.

Instructions

As a team try to reform the square using all 7 pieces.
Again, using all 7 pieces make an identical copy of the candle.

Scoring

- 1 Crystal will be awarded for the square.
- 1 Crystal will be awarded for the candle.

ONLY CONNECT



Equipment

Each team needs
4 walls
Pens

There are sets of 'the bricks' available if you wish to use them

Instructions

Work as a team.
On each separate wall, sort the 16 seemingly random words/phrases into four groups of four connected words.
You may find that some clues fall into more than one category, but there is only one complete solution.

Scoring

1 crystal will be awarded for every correctly completed wall.
If all 4 walls are completed a bonus crystal is awarded

RIDDLES & BRAIN TEASERS



Equipment

Each team will need a riddles sheet.
Pen or pencil

Instructions

As a team try to solve the riddles & brain teasers – write your answers below the questions.

Scoring

- 1 crystal will be awarded for 10 correct answers.
- 2 crystal will be awarded for 14 correct answers.
- 4 crystal will be awarded for all 18 correct answers.

MATCH STICKS



Equipment

Each team needs
Matchsticks
3 levels of Matchstick challenges


Instructions

Work as a team to solve the 3 [easy, medium, difficult] matchstick puzzles.

Scoring

- 1 crystal will be awarded for each puzzle correctly solved.
- If all 3 matchstick challenges are solved a bonus crystal is awarded.

NON-STOP DRAWING



Equipment

Each team needs

The picture of the person standing in the doorway.

A4 sheet of paper

Pen/pencil

Instructions

As a team instruct one member to recreate the picture without lifting her pencil from the paper.

Scoring

2 crystals will be awarded for successfully completing the task.

SUPPORTING RESOURCES

BELIEFS QUIZ - circle your answer

1. I agree with Brexit

YES

NO

NOT PREPARED TO SAY

2. I think Donald Trump will be a good President

YES

NO

NOT PREPARED TO SAY


3. I think we should allow boys into Guiding
 YES NO NOT PREPARED TO SAY

4. I think the Queen should abdicate
 YES NO NOT PREPARED TO SAY

5. I think the Eurovision song contest should be banned
 YES NO NOT PREPARED TO SAY

6. I believe in a God
 YES NO NOT PREPARED TO SAY

ROAD SIGNS ANSWERS



THE PROMISE BOOMERANG

I promise that I will do my best:

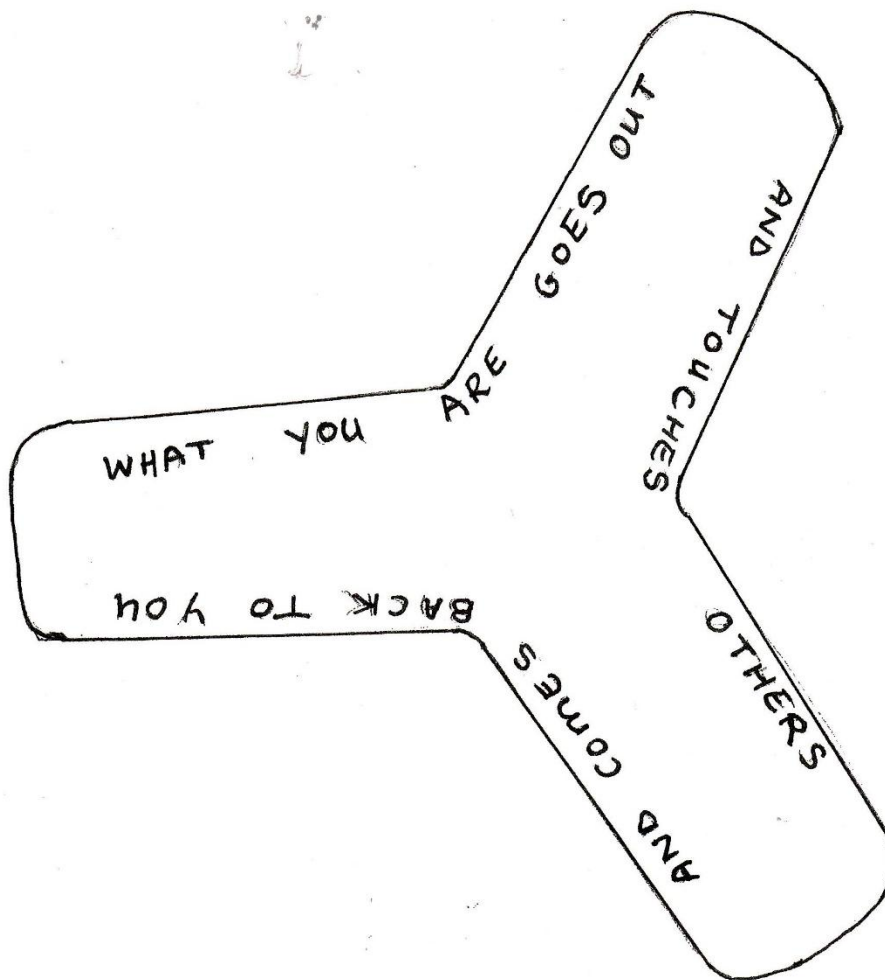
To be true to myself – be happy with what you do and your decisions when they come back to you.

To develop my beliefs – to develop something you have to try it out and see if it is right for you, if not you can try again.

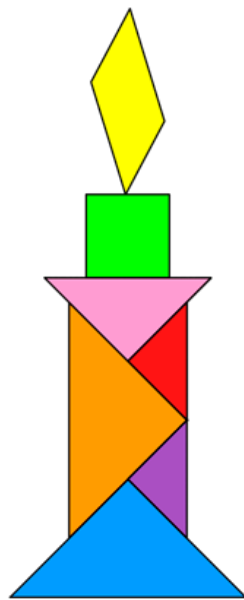
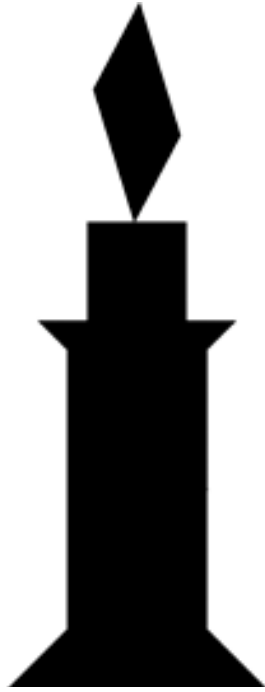
To serve the Queen and my community – you do this by going out into your community and country, helping to care for it, keeping the laws and thanking the people who work there.

To help other people and to keep the (Brownie) Guide Law – when you help other people and are kind and friendly often people respond by being kind to you.

So our promise is like a boomerang – what you are goes out, touches others and comes back to you.



LOGIC ZONE ANSWERS







WHO IS SITTING WHERE?





--	--	--

--

- | |
|--|
| 1. Lonely is next to Friendly. |
| 2. Happy is not next to Lonely. |
| 3. Friendly is between Lonely and Caring. |
| 4. Happy is on the left chair. |

			
Friendly	Happy	Lonely	Caring

How could you adapt this to use with your unit to promote our promise?



'WHO SITS WHERE' ANSWER



Happy

Caring

Friendly

Lonely

**Please take the emoji faces off the chart
before moving to the next challenge.**

Thank you.

BLUE WALL

Group titles:











SOD CLOTH

FELLOWS

GROUND SHEET











PINK WALL

Group titles:













YELLOW WALL

Group titles:



GREEN WALL

Group titles:



ANSWERS

Tent parts	Dollies	Sod cloth	Pegs	Ground sheet
Words for men	Guys	Fellows	Gents	Chaps
Animal pop groups	Monkees	Beatles	Gorillaz	Byrds
Guide patrols	Caterpillars	Pandas	Parrots	Dolphins

Tent types	Ridge	Dome	Frame	Bell
Rainbow jigsaw	Look	Learn	Laugh	Love
Words that rhyme	Hook	Rook	Cook	Took
TSS octants	International	Creativity	Personal values	Fit for life

Girlguiding regions	Midlands	Anglia	North East	South West
Brownie badges	Number Fun	Crime Prevention	Finding Your Way	Speaker
Parliamentary posts	Prime Minister	Black Rod	Chief Whip	Chancellor
Girlguiding Centres	Broneirion	Lorne	Waddow	Netherurd

Elements of our Promise	The Queen	The Guide law	My beliefs	My community
UK queens	Elizabeth	Anne	Mary	Victoria
Elder sibling of Queen's grandchildren	Peter	William	Beatrice	Louise
Queen's last 4 prime ministers	David	Gordon	Tony	John

Sarah's father has five daughters: 1. Sasa 2. Sese 3. Sisi 4. Soso. What is the name of the other daughter?



The last daughter is Sarah

Mr. and Mrs. Smith have seven daughters. If each daughter has a brother how many children do Mr. and Mrs. Smith have?



They have 8 children

How many months are there with twenty eight days?



There're 12 months with 28 days (all)

I come one in a minute, twice in a moment. But never in a thousand years.



The letter "M"

I am very heavy, but backwards I'm not.



A ton

BAD wolf

Hint: It's a Fairy tale character

Big Bad Wolf



SECRET
SECRET
SECRET

Hint: I can't tell you, it's.....

top secret

T
P O R
I

Hint: Dream holiday

Trip around the World

What goes up but never comes down?



Your age

Find two rhyming words:

Unhappy father



sad dad

Find two rhyming words:

Stinging insect that doesn't cost money.



free bee

Find two rhyming words:

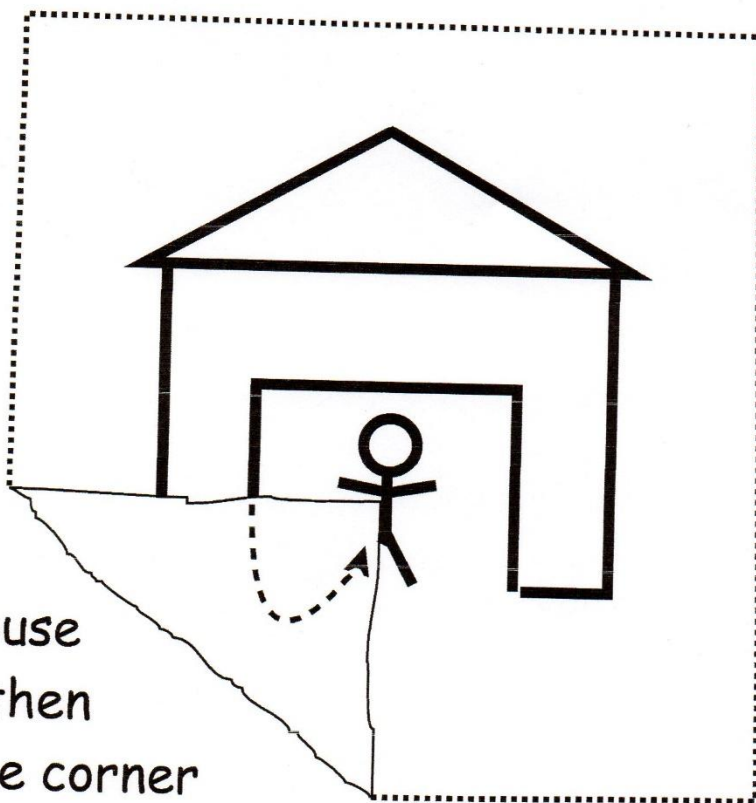
Rabbit that tells jokes



funny bunny

**Can you copy the image below
without ever lifting your pen
from the paper?
(it is possible!)**

The answer



Draw the house
outline and then
turn over the corner
of the paper to transfer
the pen without ever
removing it from the paper.